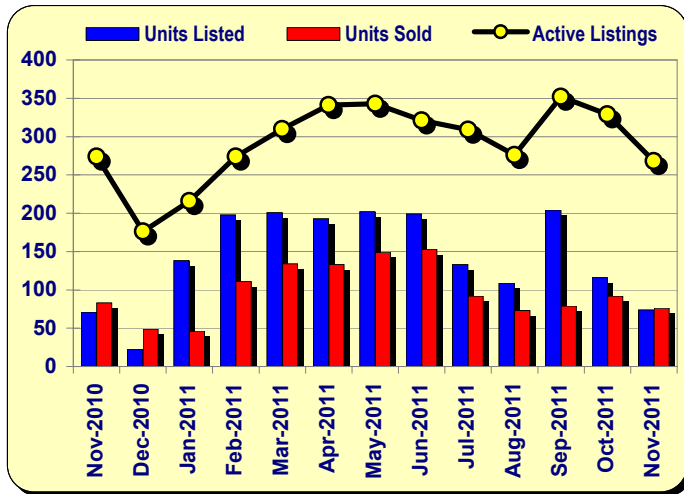
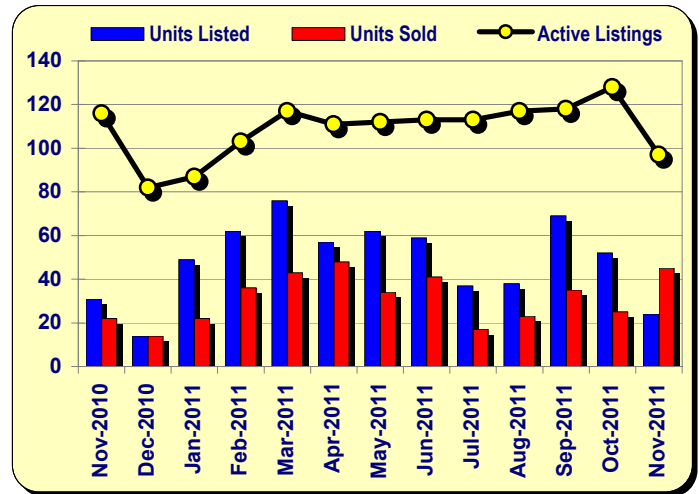


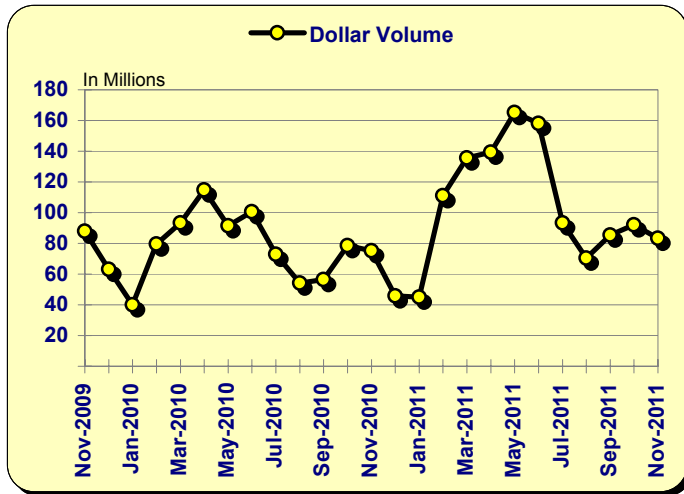
NORTH VANCOUVER - DETACHED



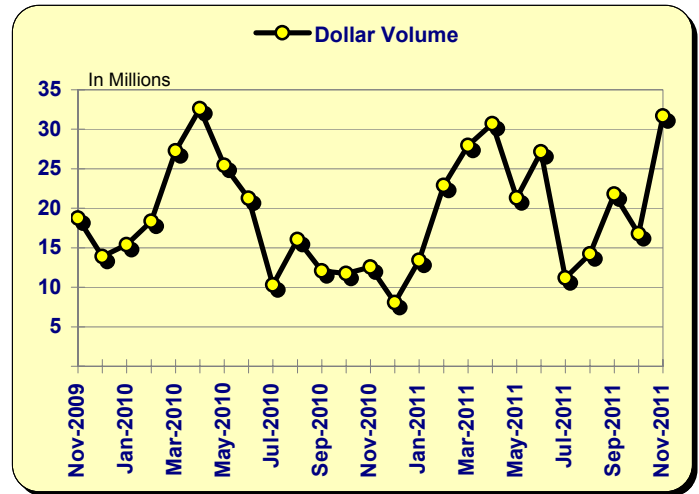
NORTH VANCOUVER - ATTACHED



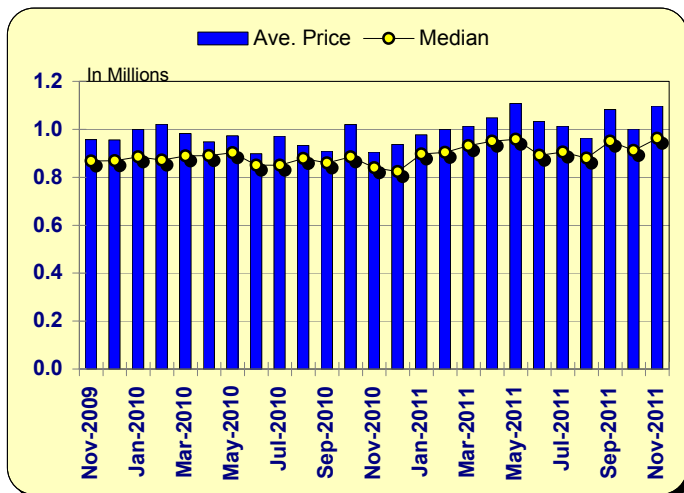
NORTH VANCOUVER - DETACHED



NORTH VANCOUVER - ATTACHED

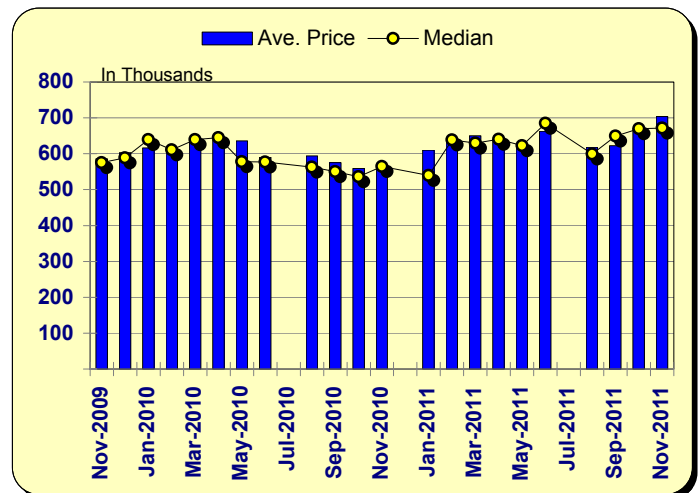


NORTH VANCOUVER - DETACHED



Months with less than 20 sales are not shown

NORTH VANCOUVER - ATTACHED

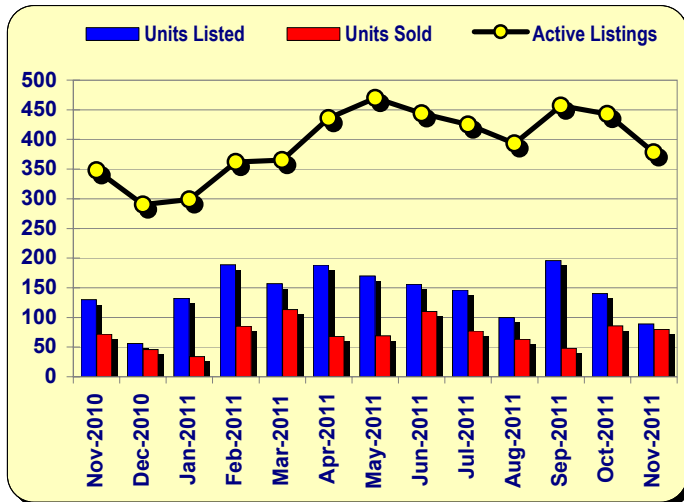


Months with less than 20 sales are not shown.

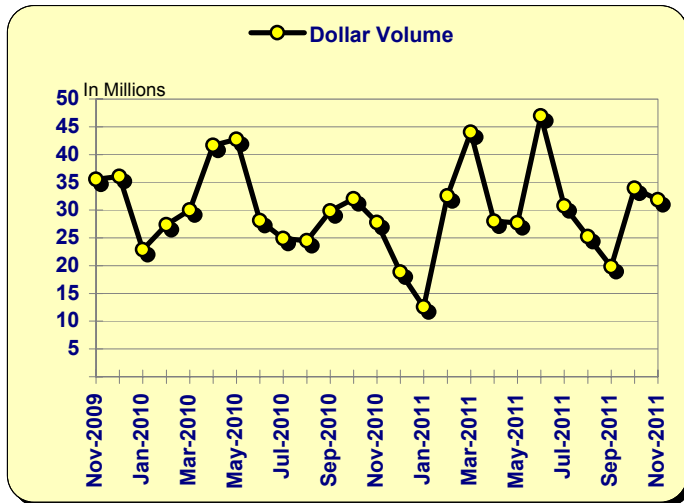


ABOVE INFORMATION IS FROM SOURCES BELIEVED RELIABLE BUT SHOULD NOT BE RELIED UPON WITHOUT VERIFICATION.
REAL ESTATE BOARD OF GREATER VANCOUVER ASSUMES NO RESPONSIBILITY FOR ITS ACCURACY.

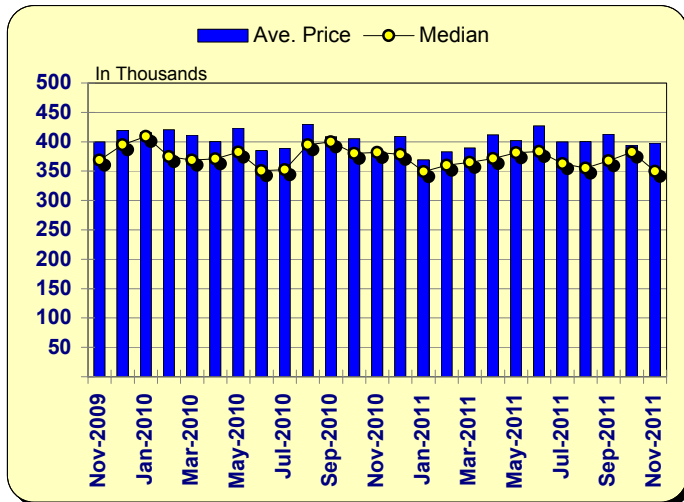
NORTH VANCOUVER - APARTMENT



NORTH VANCOUVER - APARTMENT



NORTH VANCOUVER - APARTMENT



Months with less than 20 sales are not shown.

NORTH VANCOUVER SALES JANUARY 1, 2011 - NOVEMBER 30, 2011

PRICE RANGE	DET	ATT	APT	OTHER	TOTAL
UNDER \$100,000	1	0	0	0	1
100,000 - 199,999	0	0	10	0	10
200,000 - 299,999	2	1	199	0	202
300,000 - 399,999	0	14	317	0	331
400,000 - 499,999	1	52	156	0	209
500,000 - 599,999	7	86	85	0	178
600,000 - 699,999	88	101	32	0	221
700,000 - 799,999	184	58	16	0	258
800,000 - 899,999	235	32	8	0	275
900,000 - 999,999	169	16	3	0	188
1,000,000 - 1,099,999	104	5	0	0	109
1,100,000 - 1,199,999	101	3	0	0	104
1,200,000 - 1,299,999	68	3	2	0	73
1,300,000 - 1,399,999	54	0	0	0	54
1,400,000 - 1,499,999	31	0	0	0	31
1,500,000 - 1,599,999	19	0	1	0	20
1,600,000 - 1,699,999	19	0	1	0	20
1,700,000 - 1,799,999	8	0	0	0	8
1,800,000 - 1,899,999	9	0	0	0	9
1,900,000 - 1,999,999	7	0	0	0	7
2,000,000 - 2,099,999	5	0	1	0	6
2,100,000 - 2,199,999	10	0	1	0	11
2,200,000 - 2,299,999	2	0	1	0	3
2,300,000 - 2,399,999	2	0	0	0	2
2,400,000 - 2,499,999	2	0	0	0	2
2,500,000 - 2,599,999	2	0	0	0	2
2,600,000 - 2,699,999	0	0	0	0	0
2,700,000 - 2,799,999	0	0	0	0	0
2,800,000 - 2,899,999	0	0	0	0	0
2,900,000 - 2,999,999	0	0	0	0	0
3,000,000 +	7	0	0	0	7
TOTALS	1,137	371	833	0	2,341

Explanation of Median Sale Prices

The Average Prices "bar" graph also shows a "line" that shows the median price. The median price is shown on this graph because the median is only marginally affected by sales occurring at the lower or higher extremities.

To obtain a median price, all of the sales are arrayed in order of price. In the case of an even number of sales, the median is the highest price in the lower half of the group.

If the number of sales is an odd amount, the midpoint sales is taken as the median.

